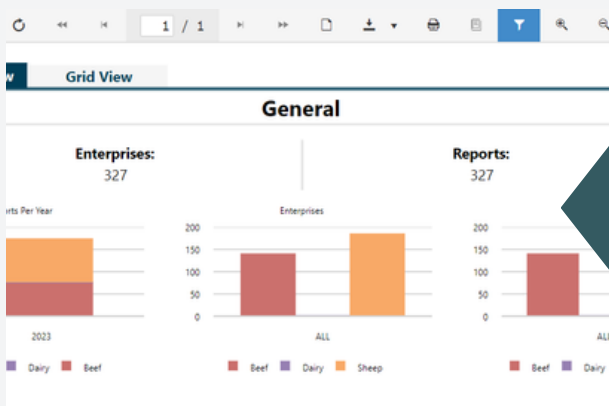




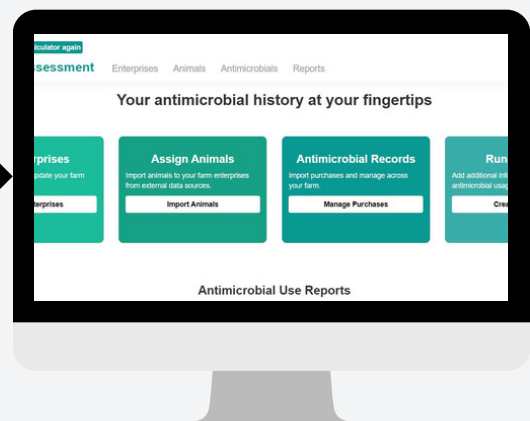

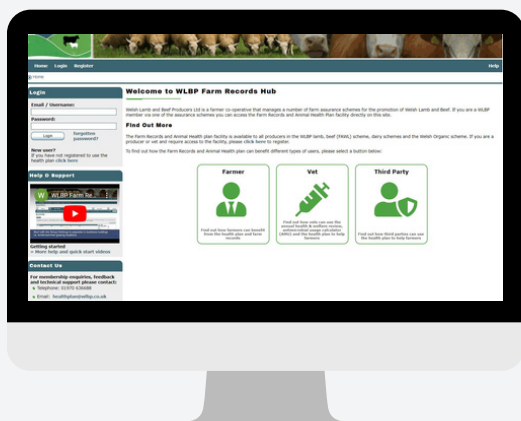
NEW AMU Reporting & Benchmarking Facility

The new WLBP vet reporting and benchmarking facility will be available to use over the next month. This new functionality will help you further analyse individual farms and benchmark them to similar farm clients within the practice to identify areas where you can help farmers improve the health and production status of the livestock.

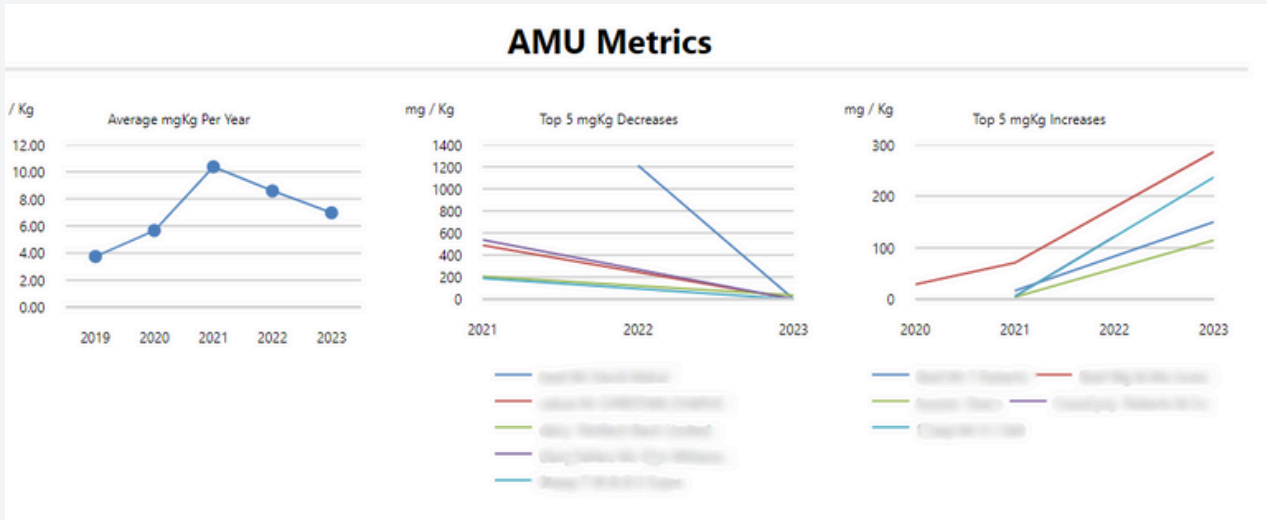


You will be able to view farms with mg/kg increases and decreases, the medicine characteristics filtered by the European Medicine Agency (EMA) category, the number of calculations submitted by farm profile, and sort products by those used most frequently on different farm types.

Once live you will be able to view the practice reports & benchmarking facility by logging in to the WLBP Vet Portal and then into the AMU Calculator - using your current login details. Once in the AMU Calculator you will see a new tab 'Practice Reports'. This is where you will be able to view the new facility.

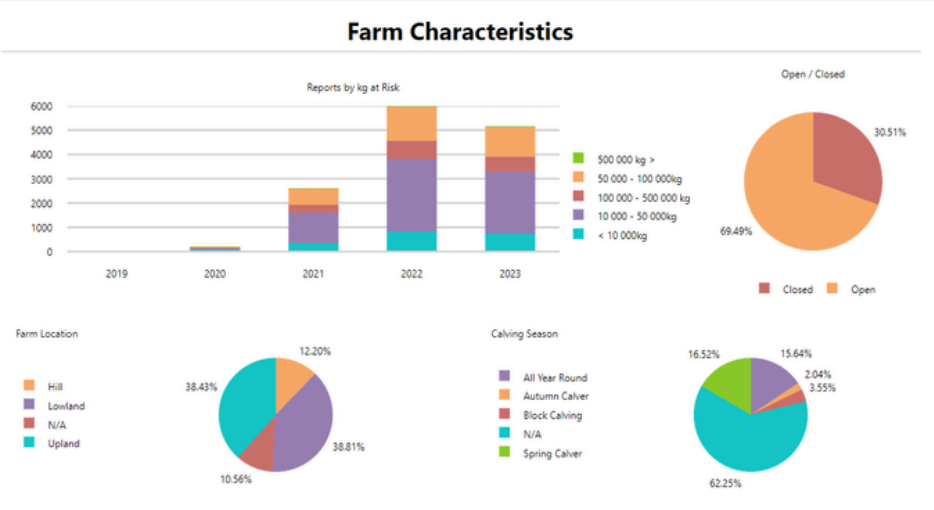
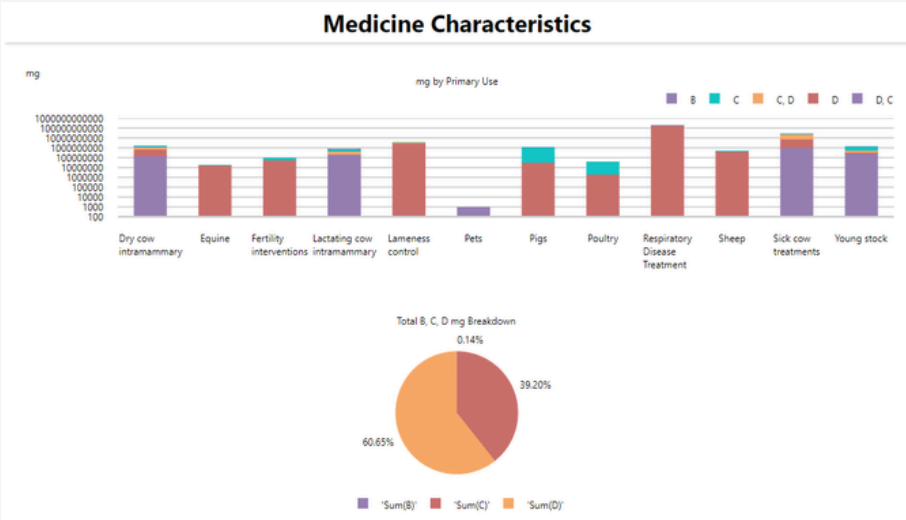


Here is what you can expect to see:



Top 5 Enterprises by mg / Kg

Top 5 Products by mgs




Contact Us:

If you have any questions then please do not hesitate to get in touch:

healthplan@wlbpc.co.uk

01970 636688

 [WLBP Vet Portal](#)

Please join us on the following dates for our WLBP Online Vet Meetings.

Highlighting the AMU Reporting & Benchmarking Facility:

- 6th November @ 2:30pm**
- 11th November @ 2:30pm**
- 27th November @ 2:30pm**

Please email healthplan@wlbpc.co.uk if you would like to join

