



NEW

Annual Health & Welfare Review Guidance

October 2023



Firstly, you will need to login to the **WLBP Vet Portal**. If you have not yet registered onto the site, then please select register and follow the steps. Please contact us if you need the practice membership number or assistance.

WLBP

Home Annual Health & Welfare Review AMU Calculator Help Settings Logout

Working Member: Edwards Change

Home / Choose Member

Welcome to the WLBP Vet Portal

Please find below FAWL clients that have nominated you as their vet and require an Annual health and welfare review and AMU calculation to be completed. If you cannot find a client in this list, please contact the WLBP office on 01970636688 or by emailing healthplan@wlbp.co.uk

Choose Member

Please select a member that you want to access health plan and medicine records for

Scheme Ref Number

Postcode Farm Name

CPH Number Last Name

Only show members registered for health plan & farm records

Scheme Ref Number	Full Name ↑	Farm Name	Postcode	CPH Number	CPH Postcode	Last Annual Review Date	Annual Review Due Date	Registered	Select
F999920	Edwards	Eithinmawr	SY20 8AL	99/999/9920	SY20 8AL	02/08/2023	02/06/2024	No	Select
F999914	Evans	Alltwen	SY20 8HN	99/999/9914	SY20 8HN	17/05/2023	17/03/2024	No	Select
F999919	Griffiths	Y Felin	SY20 8HU	99/999/9919	SY20 8HU	01/08/2023	01/06/2024	No	Select
F999917	Hughes	Efailddu	SY20 7JD	99/999/9917	SY20 7JD	15/12/2022	15/10/2023	No	Select
F999912	Jones	Rhosgwyn	SY20 8LL	99/999/9912	SY20 8LL	17/05/2022	17/03/2023	Yes	Select
F999918	Morgan	Coedhir	SY20 7LL	99/999/9918	SY20 7LL	03/08/2023	03/06/2024	No	Select
F999921	Owen	Eithinbach	SY20 8YT	99/999/9921	SY20 8YT	17/08/2023	17/06/2024	No	Select
F999916	Roberts	Gwyndy	SY20 7FD	99/999/9916	SY20 7FD	30/06/2021	30/04/2022	No	Select
F999915	Thomas	Cefnhir	SY20 7GY	99/999/9915	SY20 7GY	31/07/2023	31/05/2024	No	Select
F999913	Williams	Bryn mawr	SY20 8JL	99/999/9913	SY20 8JL	26/10/2021	26/08/2022	No	Select

Page 1 of 3 View 1 - 10 of 28

Once logged in, you will see the WLBP Vet Portal homepage where you will find a list of the FAWL clients associated with your practice. Here you will be able to search for your members using either Scheme Ref Number, Post Code, CPH Number, Farm name or Last name. If you are unable to see a client, then please contact us.

The 'Last Annual Review Date' will now be colour coded. Those in green will be in date, the annual review will have been completed in the last 12 months. For those coloured red, there won't have been an annual review completed online in the last 12 months.

Once you have selected a Member you will see the following screen:


Welcome to the WLBP Vet Portal

For the selected farmer you can:


- Complete their FAWL Annual Health and Welfare Review
- Run the AMU Calculator: Beef, Sheep and Dairy
- Populate/Edit their Health Plan

Please choose a menu option from below:

Annual Health & Welfare Review



AMU Calculator



Here you will now be able to see immediately if the AMU Calculation has been completed for the reporting period. A green tick will appear if it has been submitted & a red cross if it has not.

AMU Calculations Completed



Year

2022 ✗

If an AMU Calculation has been completed, then you are able to proceed and click 'Annual Health & Welfare Review' to start the review.

If the AMU Calculation has not been completed, then it is essential this is completed before the review.

Please refer to the AMU Calculator Guidance for help in this section

[Contact](#)

Working Member: WLBP 5 [Change](#)

Home Flock Herd **Annual Health & Welfare Review** AMU Calculator [Help](#) [Settings](#) [Logout](#)

[Home](#) / Annual Health & Welfare Review

Annual Livestock Health and Welfare Review

Annual review of information provided from the Farmer Health Plan, Biosecurity and Medicine and Veterinary records

[+ Add New](#)

Annual Livestock Health & Welfare Reviews for WLBP 5				
Year	Date	By	Status	
No records were found				

Click 'Add New' to start the Annual Health & Welfare Review for the member.


Here you will now be creating an Annual Health & Welfare Review in the NEW format.
The AMU Calculation will auto-attach if it has been submitted for the relevant reporting year, this will show a green banner.
If it has not been submitted then this red banner will appear, as shown below:

Home Annual Health & Welfare Review AMU Calculator Help Settings Logout

Home / Annual Livestock Health Welfare Review

Annual Livestock Health and Welfare Review

Annual review of information provided from the Farmer Health Plan, Biosecurity and Medicine and Veterinary records

Date of Review 

AMU Calculation
Please complete and select AMU calculation for 2022


What species are present on this farm

Sheep

Beef

Dairy

If more than one practice is retained by the farm, this review must include all medicines prescribed/used



The review will now AUTO-SAVE as soon as you add a new review. If you need to pause the review and come back to it later on, it will now be saved as a draft even if you don't get the chance to Save & Close.

The review now starts by asking 'What species are present on this farm', this information will be pre-populated with the information we have on our system for the selected member and the information submitted on the AMU Calculator.

You can override these tick boxes if you are aware of species present on the farm that weren't auto-ticked. If a species is unticked as it is not relevant to the farm, then the questions related to that species will not appear in the review.

Medicine Records

Please confirm that up-to-date farm medicine records have been reviewed which includes the total antibiotic prescribed & utilised. Refer to AMU Calculator.

Yes No

Please make comments on the medicine records:

B *I* U ☰ ☰

- EXAMPLE:

Annual
Health
and
Welfare
Review

↶ ↷

You will now be able to format the text you enter in the review. There are options for **Bold**, *Italics* and Underline. As well as numbers and bullets. The text boxes will now also expand as you are typing .

Dairy Red Tractor Questions:



Dairy health and performance priorities

I have reviewed the health and performance records and recommend that the following priorities are acted upon:

[+ Add another row](#)

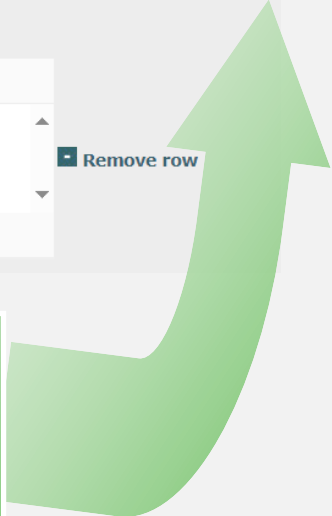
Brief Explanation	Actions to be taken
<p>B <i>I</i> <u>U</u> ☰ ☰</p>	<p>B <i>I</i> <u>U</u> ☰ ☰</p>

[- Remove row](#)

↶ ↷

If Dairy is selected as a species at the start of the review, then *Dairy Red Tractor Health & Performance Review* questions will appear throughout, you will be able to recognise these as there will be a Red Tractor Logo in the top right corner of each relevant question.

When you answer these questions, you will be populating a separate PDF for the Red Tractor Review. You can access this by selecting 'Print Dairy RT' once the review is submitted. This Red Tractor review will not be sent anywhere. It is included to save yourself time by only inputting information into one online review but generating two reports.



There will now be a designated AMU Calculation section within the Annual Health & Welfare Review.

Here the mg/kg figures will be imported from the AMU Calculator, both the current year and previous year data. In this table will also be the WLBP Membership Average for the latest complete reporting year. So that you are able to compare with the members mg/kg.

AMU Calculation

Your AMU Calculation Results:

Enterprise Type	Previous Year mg/kg	Current Year mg/kg
Sheep <i>(WLBP Membership median 2021: 8.40 mg/kg)</i>	0	2
Beef <i>(WLBP Membership median 2021: 10.37 mg/kg)</i>	0	1.6

Tick if you believe other antibiotics have been prescribed by another vet practice for this farm, and therefore are not included in the AMU Calculations

Please list the condition(s) that each of these antibiotics has been used to treat:

Sheep	Antibiotic used	Used to treat condition(s)	Concerned
	Depocillin 300 mg/ml Suspension for Injection <small>[54900.0 mgs] [300.0 Mls]</small>	Please select a Condition or type a new one and press enter, yo	<input type="checkbox"/>
	Engemycin 10% DD Solution for Injection <small>[1000.0 mgs] [10.0 Mls]</small>	Please select a Condition or type a new one and press enter, yo	<input type="checkbox"/>
	Pharmasin 200 mg/ml Solution for Injection for Cattle and Pigs <small>[180.0 mgs] [0.9 Mls]</small>	Please select a Condition or type a new one and press enter, yo	<input type="checkbox"/>
	Terramycin Aerosol Spray 3.92% w/w Cutaneous Spray <small>[81600.0 mgs] [20.4 Cans]</small>	Please select a Condition or type a new one and press enter, yo	<input type="checkbox"/>
	Trymox LA 150 mg/ml Suspension for Injection for Cattle, Sheep, Pigs, Dogs, Cats <small>[900.0 mgs] [6.0 Mls]</small>	Please select a Condition or type a new one and press enter, yo	<input type="checkbox"/>
Beef	Antibiotic used	Used to treat condition(s)	Concerned
	Apotil 300 mg/ml Solution for Injection <small>[21060.0 mgs] [70.2 Mls]</small>	Please select a Condition or type a new one and press enter, yo	<input type="checkbox"/>
	Depocillin 300 mg/ml Suspension for Injection <small>[18300.0 mgs] [100.0 Mls]</small>	Please select a Condition or type a new one and press enter, yo	<input type="checkbox"/>
	Engemycin 10% DD Solution for Injection <small>[8000.0 mgs] [80.0 Mls]</small>	Please select a Condition or type a new one and press enter, yo	<input type="checkbox"/>
	Pen & Strep Suspension for Injection <small>[99000.0 mgs] [220.0 Mls]</small>	Please select a Condition or type a new one and press enter, yo	<input type="checkbox"/>
	Pharmasin 200 mg/ml Solution for Injection for Cattle and Pigs <small>[720.0 mgs] [3.6 Mls]</small>	Please select a Condition or type a new one and press enter, yo	<input type="checkbox"/>
	Trymox LA 150 mg/ml Suspension for Injection for Cattle, Sheep, Pigs, Dogs, Cats <small>[150.0 mgs] [1.0 Mls]</small>	Please select a Condition or type a new one and press enter, yo	<input type="checkbox"/>

Sheep/Beef:

Please suggest recommendations on how the antibiotic use could be responsibly reduced without negatively impacting on animal welfare. If the usage has been high, is there a plan in place to reduce the use of antibiotics? If so, please explain

B *I* U ☰ ☰

There is now a table which lists the antibiotics used for each enterprise for the reporting year (imported from the AMU Calculator). You will be able to select the conditions that these antibiotics were used to treat, this is multi select and you are also able to type new conditions that might are not on the list. There is a tick box beside every antibiotic used, you can tick this if you are concerned about the usage of this antibiotic and leave it unticked if you are not concerned.

Finally, there is a recommendations box where you can advise the responsible reduction of antibiotics on the farm, if appropriate.

EU Animal Health Regulations require farms producing animals or products of animal origin for export to the EU, to have regular veterinary visits. A temporary measure allowed farmers to self-declare, but from **13 December 2023** producers sending animals to market or to slaughter must be able to demonstrate that a veterinary visit has taken place in the past 12 months. At least some portion of most carcasses is exported which means that most farm businesses will need to ensure compliance. The requirement can be certified if the farm is a member of a recognised assurance scheme (currently Red Tractor, Welsh Beef and Lamb Producers, and Quality Meat Scotland) or when a visit has taken place as part of the Animal Health and Welfare Pathway for England.

Vet visit

Has the vet visited the farm in the last 12 months and observed Beef and/or sheep for any sign of disease?
By ticking yes, this will enable the farm to comply with export certification requirements.

Yes No

Sheep & Beef Additional Comments

B **I** **U** **☰** **☰**

↶ ↷

Dairy Additional Comments

I have discussed relevant industry disease initiatives to improve animal health and have made the following recommendations:



B **I** **U** **☰** **☰**

↶ ↷

There are now Additional Comments boxes included near the end of the review. These are for use if needed, these are not compulsory.

There is now an option to attach Additional Documentation to the review if you wish to do so. There might be a help guide that could be of use to the member or a disease information sheet that might be helpful. This section is optional, and it is not compulsory that you attach documents to the review. The documents will then be available for the member to see if they are registered for the WLBP Farm Records themselves.

Annual Review Additional Documentation

You can upload various files to complement the requested report. The file formats supported for upload are image (e.g. JPEG, PNG) and document (e.g. PDF, DOC and DOCX).

 Add Another File

Description

File Options


 Choose file and Upload

 Remove

Vet Declaration

The priorities and actions I recommend above are based upon the data and facts provided to me. As such, the effectiveness of my recommendations could be limited by the accuracy of the information provided

Declaration Date

Confirming the vet declaration will mark the health and welfare review as complete, meaning you won't be able to edit it any more.

 Save & Close

The final stage of the review will be the Vet Declaration. Here you will need to tick the declaration and enter the date. Then once you save the review will be submitted to the FAWL office and you will no longer be able to edit the review.

You will then need to either PRINT or EMAIL a copy of the FAWL Review PDF to the member. They will need to have a copy of the review for themselves. Just submitting the review online is not sufficient, it is essential the farmer obtains a copy of their Annual Health & Welfare Review. If they are registered onto WLBP Farm Records, then they will be able to view their updated review and AMU Calculation online on their account.

Once you have ticked the Vet Declaration and submitted the review it should now say 'Complete on behalf of Farmer' instead of Draft.

Annual Livestock Health and Welfare Review

Annual review of information provided from the Farmer Health Plan, Biosecurity and Medicine and Veterinary records

[+ Add New](#)

Annual Livestock Health & Welfare Reviews for Roberts

Year	Date	By	Status	
2023	22/09/2023	WLBP vet	Complete on behalf of Farmer	View Print FAWL Print RT Dairy View 2022 Calculation
2023	21/09/2023	WLBP vet	Complete on behalf of Farmer	View Print FAWL Print RT Dairy View 2022 Calculation



[View](#) | [Print FAWL](#) | [Print RT Dairy](#) | [View 2022 Calculation](#)



Click 'Print FAWL' to open the FAWL Annual Health & Welfare Review. Then you will be able to either Save or Print the Review. The review will be forwarded to the FAWL office and associated with the member's account.



Click 'Print RT Dairy' to open the Red Tractor Health & Performance Review. Then you will be able to either Save or Print the Review. *Please note this will not be automatically submitted to Red Tractor.*



Click 'View 2022 Calculation' to open the full AMU Report which includes all graphs & charts. Then you will be able to either Save or Print the Calculation.



Contact Details:

Grace Rees-Jones - 07776950444 - gracerj@wlbp.co.uk

Llŷr Lewis - 07741549270 - llyrl@wlbp.co.uk

Tel: 01970 636688

Email: healthplan@wlbp.co.uk

Web: <https://farmrecords.wlbp.co.uk/WLBP/Default.aspx>

Welsh Lamb and Beef Producers Ltd (WLBP) North Rd, Gorseland, Aberystwyth, SY23 2HE

